



HOW TO PLAY THE MATCHING GAME:

1. PRINT THESE PAGES (ON CARDSTOCK IF POSSIBLE)
2. CUT OUT THE ANIMAL CARDS


TO PLAY:

- LAY ALL OF THE CARDS FACE-DOWN IN ROWS
- ONE PERSON TURNS A CARD OVER AND SAYS THE SPANISH WORD OF THAT ANIMAL
- THAT PERSON FLIPS OVER ANOTHER CARD AND SAYS THE NAME OF THAT ANIMAL
- IF IT'S A MATCH (TWO CARDS OF THE SAME ANIMAL), THEY KEEP THE MATCH
- IF IT'S NOT A MATCH, THEY TURN THE CARDS BACK TO FACE-DOWN
- NOW, IT'S THE NEXT PERSON'S TURN
- SOON, YOU'LL START TO REMEMBER WHERE THE CARDS ARE SO YOU CAN FIND MATCHES MORE EASILY!






PEZ



GATO




RANA



PATO



PÁJARO




ABEJA




PERRO




VACA



PEZ



GATO




RANA



PATO



PÁJARO



ABEJA



PERRO



VACA

Animal worksheet

CIRCLE THE ANIMAL YOU HEAR ME SAY.




PERRO




PÁJARO




RANA




PEZ




VACA



ABEJA




PATO




GATO


¿CUÁNTOS GATOS HAY? HOW MANY CATS ARE THERE?
WRITE THE NUMBER OF GATOS BELOW EACH GROUP.



HAY ___ GATOS.




HAY ___ GATOS.




HAY ___ GATOS.



HAY ___ GATO.



HAY ___ GATOS.



HAY ___ GATOS.